



User's Manual

Secretin ELISA Kit

REF DEIA-XYZ112

 96T



RUO

This product is for research use only and is not intended for diagnostic use.

For illustrative purposes only. To perform the assay the instructions for use provided with the kit have to be used.

Creative Diagnostics

 Address: 45-1 Ramsey Road, Shirley, NY 11967, USA

 Tel: 1-631-624-4882 (USA) 44-161-818-6441 (Europe)  Fax: 1-631-938-8221

 Email: info@creative-diagnostics.com  Web: www.creative-diagnostics.com

PRODUCT INFORMATION

Intended Use

The Secretin EIA Kit is a competitive immunoassay for in vitro quantitative measurement of Secretin in rat serum or plasma.

Reagents And Materials Provided

1. EIA buffer concentrate
2. 96-well immunoplate with acetate plate sealer
3. Anti serum (lyophilized powder)
4. Standard (1 ug lyophilized powder)
5. Biotinylated tracer (lyophilized powder)
6. Streptavidin-HRP
7. TMB substrate solution
8. Stop solution
9. Standard diluent 8ml
10. Datasheet
11. Protocol

Materials Required But Not Supplied

- 96-well microtiter plate reader set up to measure 450 nm and 650 nm
- 96-well plate washer and shaker (optional)
- Sterile deionized or USP water
- Curve fitting software (optional)
- Test tubes, pipettes and various other standard laboratory items

Storage

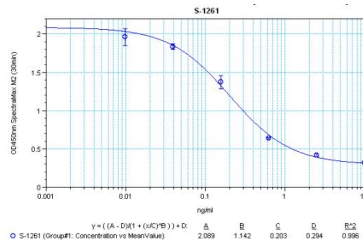
Lyophilized components and standard diluent at a constant -20°C, The remaining components should be stored in the refrigerator (2-4°C)

Specimen Collection And Preparation

1. Sample extraction. Sample extraction is recommended especially for serum samples. It may not be as important for some tissue culture samples. The kit may still be used without extraction but this may cause unexpected results due to the possible binding between serum proteins and kit components. If you purchased an **Extraction-Free Kit (EIAS)** you may use it for the measurement of human, rat, or mouse serum or plasma (according to its designation) without performing an extraction.

2. Sample concentration. The concentration of the target molecule must be within the measuring range of the kit (in a region around the IC₅₀). If you cannot estimate the concentration range of your sample you can prepare it at different concentrations such that one of the samples may be within the measuring range.

Typical Standard Curve



Suggested Preparation of Standards		
	ng/ml	Range: 0.01 to 10 ng/ml
Stock	1000	
S1	10.00	Add 10 µl stock + 990 µl diluent
S2	2.50	Add 200 µl S1 + 600 µl diluent
S3	0.63	Add 200 µl S2 + 600 µl diluent
S4	0.16	Add 200 µl S3 + 600 µl diluent
S5	0.04	Add 200 µl S4 + 600 µl diluent
S6	0.01	Add 200 µl S5 + 600 µl diluent
S0	0.00	500 µl diluent

Performance Characteristics

AVERAGE IC₅₀: 0.2 ng/ml

Detection Range

0-10 ng/ml

Specificity

Secretin (rat): 100%

Secretin (human): 100%

Secretin (porcine): 100%

Secretin (chicken): 0

VIP (human, bovine, porcine, rat): 0

CCK Octapeptide (desulfated): 0

Substance P: 0

Somatostatin-14: 0

NPY (porcine): 0

Met-Enkephalin: 0

Insulin (human): 0

PHI (porcine): 0

Amylin (human): 0