



User's Manual

Mouse/Rat Osteoblast activating peptide ELISA Kit



DEIA-XYZ105



96T





This product is for research use only and is not intended for diagnostic use.

For illustrative purposes only. To perform the assay the instructions for use provided with the kit have to be used.

Creative Diagnostics

 **Address: 45-1 Ramsey Road, Shirley, NY 11967, USA**

 **Tel: 1-631-624-4882 (USA) 44-161-818-6441 (Europe)**  **Fax: 1-631-938-8221**

 **Email: info@creative-diagnostics.com**  **Web: www.creative-diagnostics.com**

PRODUCT INFORMATION

Intended Use

The mouse/rat Osteoblast activating peptide EIA Kit is a competitive immunoassay for in vitro quantitative measurement of Osteoblast activating peptide (OBAP) in mouse, rat serum or plasma.

Reagents And Materials Provided

1. EIA buffer concentrate
2. 96-well immunoplate with acetate plate sealer
3. Anti serum (lyophilized powder)
4. Standard (1 ug lyophilized powder)
5. Biotinylated tracer (lyophilized powder)
6. Streptavidin-HRP
7. TMB substrate solution
8. Stop solution
9. Standard diluent 8ml
10. Datasheet
11. Protocol

Materials Required But Not Supplied

- 96-well microtiter plate reader set up to measure 450 nm and 650 nm
- 96-well plate washer and shaker (optional)
- Sterile deionized or USP water
- Curve fitting software (optional)
- Test tubes, pipettes and various other standard laboratory items

Storage

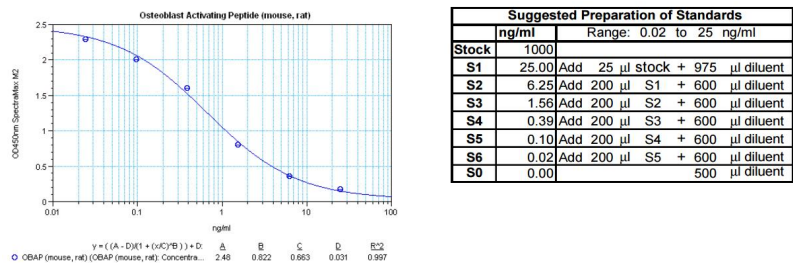
Lyophilized components and standard diluent at a constant -20°C, The remaining components should be stored in the refrigerator (2-4°C)

Specimen Collection And Preparation

1. Sample extraction. Sample extraction is recommended especially for serum samples. It may not be as important for some tissue culture samples. The kit may still be used without extraction but this may cause unexpected results due to the possible binding between serum proteins and kit components. If you purchased an **Extraction-Free Kit (EIAS)** you may use it for the measurement of human, rat, or mouse serum or plasma (according to its designation) without performing an extraction.

2. Sample concentration. The concentration of the target molecule must be within the measuring range of the kit (in a region around the IC50). If you cannot estimate the concentration range of your sample you can prepare it at different concentrations such that one of the samples may be within the measuring range.

Typical Standard Curve



Performance Characteristics

AVERAGE IC50: 0.5 ng/ml

Detection Range

0-25 ng/ml

Specificity

Osteoblast activating peptide (OBAP) (mouse, rat): 100%

Osteoblast activating peptide (OBAP) (human): 15%