



User's Manual

Human SFMBT1 ELISA Matched Antibody Pair

REF

ABPR-0848





RUO


This product is for research use only and is not intended for diagnostic use.

For illustrative purposes only. To perform the assay the instructions for use provided with the kit have to be used.

Creative Diagnostics

 **Address: 45-1 Ramsey Road, Shirley, NY 11967, USA**

 **Tel: 1-631-624-4882 (USA) 44-161-818-6441 (Europe)**  **Fax: 1-631-938-8221**

 **Email: info@creative-diagnostics.com**  **Web: www.creative-diagnostics.com**

PRODUCT INFORMATION

Intended Use

This antibody pair set comes with matched antibody pair to detect and quantify protein level of human SFMBT1.

General Description

This gene shares high similarity with the Drosophila Scm (sex comb on midleg) gene. It encodes a protein which contains four malignant brain tumor repeat (mbt) domains and may be involved in antigen recognition.

Reagents And Materials Provided

Antibody pair set content:

1. Capture antibody: mouse monoclonal anti-SFMBT1 (100 µg)
2. Detection antibody: rabbit purified polyclonal anti-SFMBT1 (50 µg)

Note: Reagents are sufficient for at least 3-5 x 96 well plates using recommended protocols.

Reconstitution And Storage

Store reagents of the antibody pair set at -20°C or lower. Please aliquot to avoid repeated freeze thaw cycle. Reagents should be returned to -20°C storage immediately after use.